





View of first spring to be install in front housing-Please note that the orientation in these pictures, the lock is upside down where the handle is away from you and the top of the lock is closest to you.




Make sure that the plate and spindle cam is re-installed exactly as shown.





Make sure the long post on underside is resting in the open groove of the motor spring arm.



Make sure this plate is installed as shown.





View of second lever spring installed in outer plate.