

Vertical Rod Exit Features

ED7400 Series

ED7400 Panic Listed Vertical Rod Exit Device



1/2" throw pivoted
top latchbolt



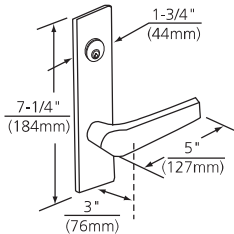


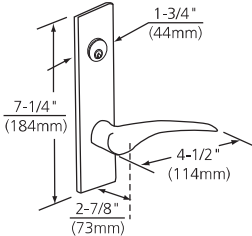
Durable drop forged lever arms

Oval seamless crossbar designs with interlocking
expansion collets and roll pins to reduce chance
of crossbar loosening

Vertical Rod Trims and Functions

ED7400 Series

Vertical Rod Exit Device	ANSI Type	Type	ANSI No.	Function Description
ED7400	5	Exit Only	01	<ul style="list-style-type: none"> Exit only; no trim. (Accepts operator trim.)
ED7401	5	Exit Only	01	<ul style="list-style-type: none"> Exit only; no trim. (Accepts lever trim. 1-3/4" door only.)
For Dummy and Nightlatch functions, see Trim Designs below.		Classroom	08/11	<ul style="list-style-type: none"> Free at all times, except when locked by key.
		Nightlatch	03/04/09/12	<ul style="list-style-type: none"> Always rigid. Key removable only when locked.

Lever Trim Design (Available with ED7401 devices only.)			Trim/Function	
			Classroom ANSI No. 08	Nightlatch ANSI No. 03/04/09
	Citation C4 Lever: Cast Escutcheon: Cast Cylinder: Mortise A02 MR Cylinder: 4266-001-A02 *1-3/4" thick door only	 	C455	C457
	Dirke D4 Lever: Cast Escutcheon: Cast Cylinder: Mortise A02 MR Cylinder: 4266-001-A02 *1-3/4" thick door only	 	D455	D457

